

ISIC

Solutions in Metal



NESSIE


International Safety Components Ltd.

Unit 1, Plot 2
Llandygai Industrial Estate
Bangor
Gwynedd
LL57 4YH
United Kingdom

TC100 NESSIE - September 2024

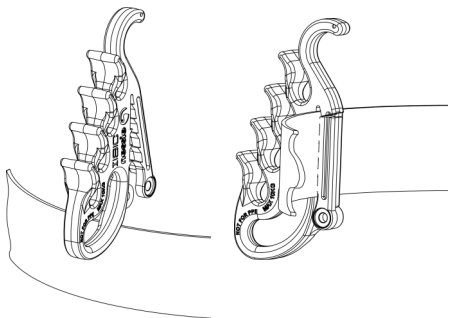
TC100

NESSIE Lanyard Management Clip



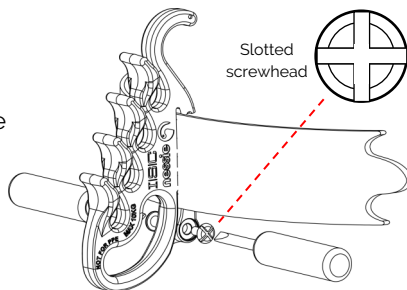
Fitting the NESSIE to a Harness

1. Unscrew and remove the barrel nut and screw from the body of the NESSIE, using two flathead screwdrivers.



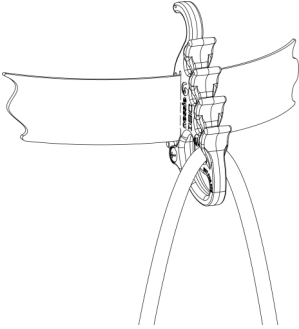
2. Select a location on the waistband webbing of the harness
3. Slide the attachment arm of the NESSIE in between the waistband webbing and the back pad of the harness.

4. Align the fixture arm hole with the corresponding hole in the body of the NESSIE.
5. Insert the barrel nut into the aligned holes and then insert the screw into the barrel nut. Tighten the nut and screw together, using two flat implements (coins, washers, or flat-headed screwdrivers).

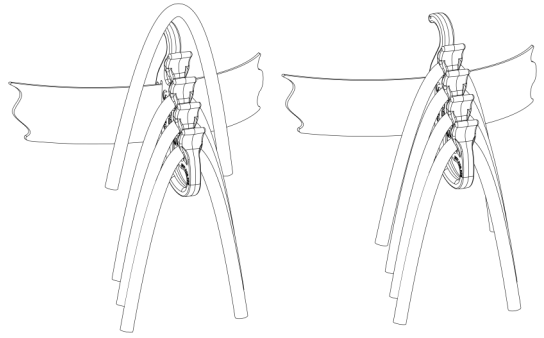


WARNING: DO NOT use sharp implements for this purpose. Over time, burrs may occur on the head of the screw. These should be removed using a fine grade abrasive paper/file.

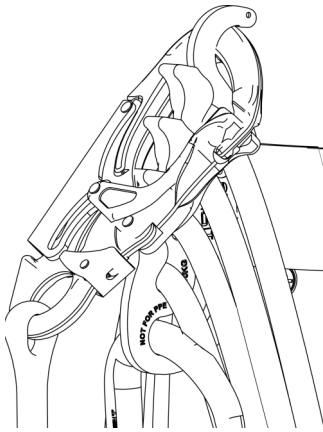
Stowing the Lanyard:



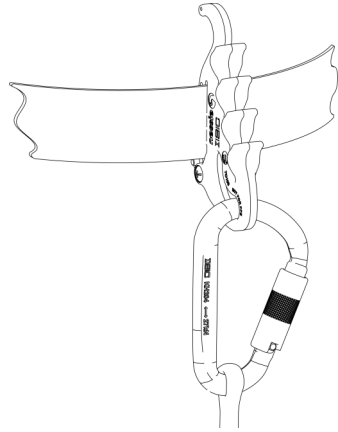
1. Start by pushing the trailing end of the lanyard rope, into the bottom slot of the NESSIE.



2. Create a loop in the rope and insert another section of rope into the second slot. Continue to loop and insert rope, until all slots are filled.



3. The Snaphook/connector can be hooked over the head of the NESSIE



4. If using a connector on the trailing end of the lanyard and/or on an adjuster (ropegrab, etc.), these connectors can be clipped into the aperture. The aperture can accommodate multiple connectors, simultaneously.

Part Code	TC100A1 Lime Green, TC100B1 Green, TC100C1 Blue, TC100D1 Orange, TC100E1 Purple, TC100F1 Black, TC100G1 Grey
Max. Harness Webbing Width	50mm (2")
Harness Attachment Fixture	Multi-use (and replaceable) Nyloc Screw
Maximum Rope Diameter	13mm (1/2")
Maximum Lanyard Weight	10kg (22lbs)
Weight (without lanyard/connectors)	52g (1.8oz)
Material	Durable, flexible Polymer
Recommended Temperature Range	0°C to 45°C (32°F to 113°F) (Functional in temperatures as low as to -20°C (-4°F))
Standards	NOT for PPE